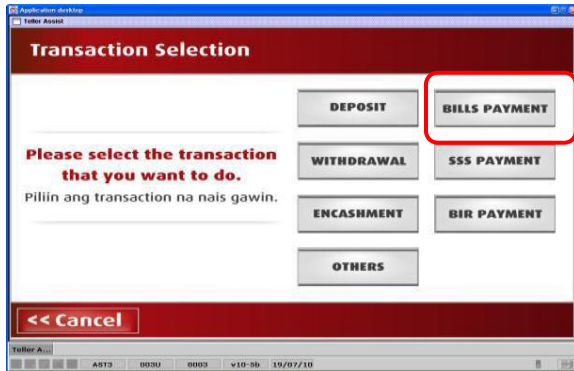
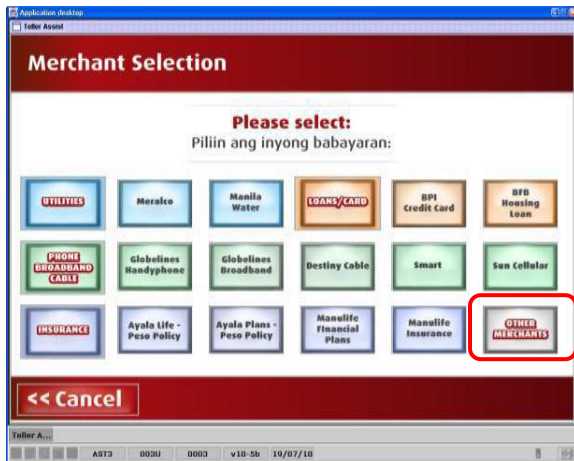


BPI Express Assist (BEA) Bills Payment Procedure

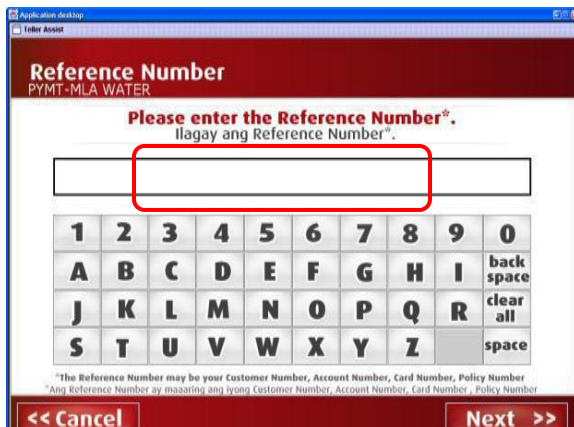
1. Go to the nearest Bank of the Philippine Islands (BPI) Branch.
2. Go to the BPI Express Assist Machine
3. Select Bills Payment



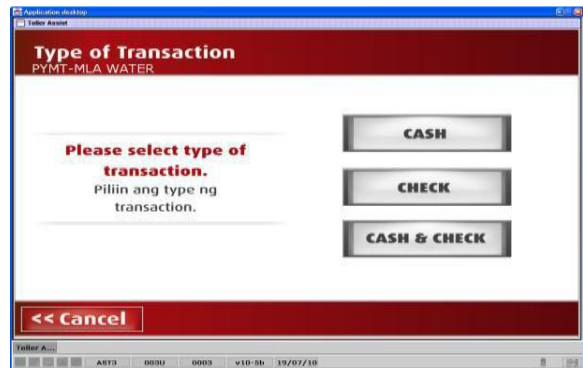
4. Select "Other Merchants" to pay for Ateneo de Manila University



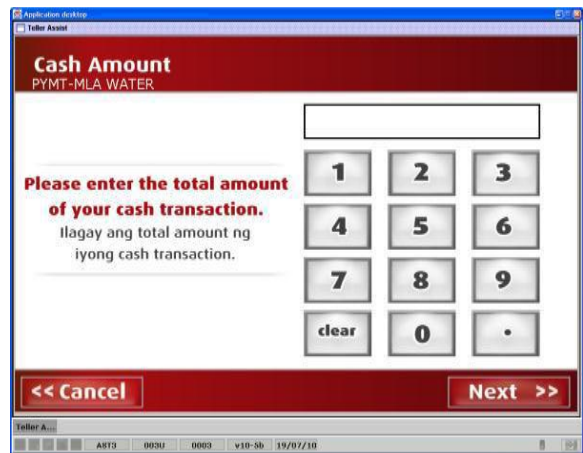
5. Enter Ateneo's (the merchant's) 9-digit reference number:
350253000 for Junior High School /
450253000 for Senior High School



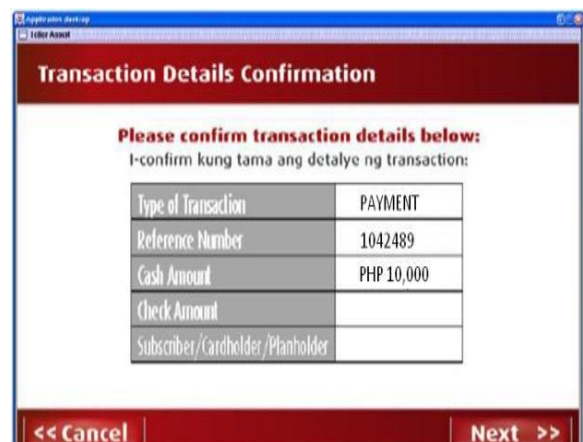
6. Choose mode of payment



7. Enter AMOUNT to be paid: **P700 for applications to Junior HS** or P750 for applications to Senior HS.



8. Encoded transaction details will be displayed. If correct tap NEXT. If not, click CANCEL

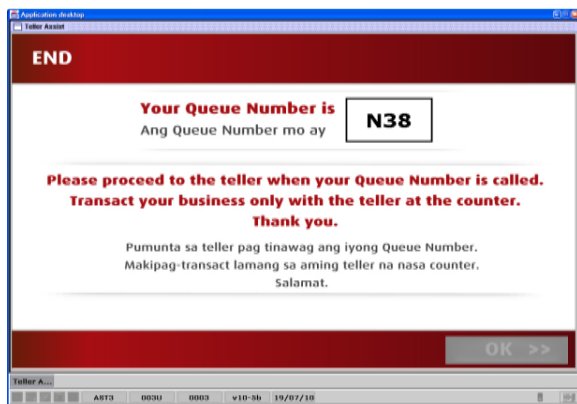


BPI Express Assist (BEA) Bills Payment Procedure

9. If single transaction, select NO. For multiple transactions, select YES.



10. Queue Number will be displayed and printed.



11. Take a seat and wait for your queue number and corresponding counter number to be flashed on the board. Approach the teller in the indicated counter.
12. Very important: Please give the teller the following information (it may be helpful to write this info on a piece of paper and present it to the teller):

Merchant's Name: Ateneo Miscellaneous Units (AMISCU)

Merchant's Reference/Account Number:
350-253-000 (For Junior High School)
450-253-000 (For Senior High School)

Payee's Name: <Applicant's Reference Number> <Applicant's Last Name> <First Name>

[For Example]

Payee's Name: 350000001 DELA CRUZ JUAN

Please read the following explanation of Step 12:

The teller has a 30-character field in which to input the payee's (applicant's) name. Please insist that the applicant's unique number be entered (as text) in this field, followed by the applicant's family name, followed by the part of the applicant's first name that fits in the 30-character slot. [For Example--]
Payee's Name: 350000001 DELA CRUZ, JUAN)

If the payee's name is not entered in this manner, the application system will not be able to attribute the payment to the applicant. Thus, please be very clear and **insistent** about this step.

13. Hand over the payment to the teller and receive the validated deposit slip as proof of payment.
14. Very important: Please check if the payee's number/name (**example: 350000001 DELA CRUZ, JUAN**) is printed on the validated deposit slip, along with the merchant's name (AMISCU) and the merchant's account number (**350-253-000 for Junior HS** or 450-253-000 for Senior HS).

If the payee's (applicant's) number/name is NOT printed on the deposit slip, please ask the teller if it is possible to repeat the inputting of the payee's number/name so that it is reflected in the deposit slip. Remember that the number and name of the payee should be inputted in the same (text) field, number first, followed by the family name and first name. You may show these instructions to the teller. If the teller is still unable to do this, please call the office of admission and scholarships at 4266001 local 6292.

15. Log into your application-for-admission account two to three working days after you made the over-the-counter payment to check if payment has been reflected.
16. If you wish to claim your Official Receipt, please go to the Office of Admission and Scholarships in the Ateneo de Manila Junior High School Administration building and present the validated copy of the payment slip.